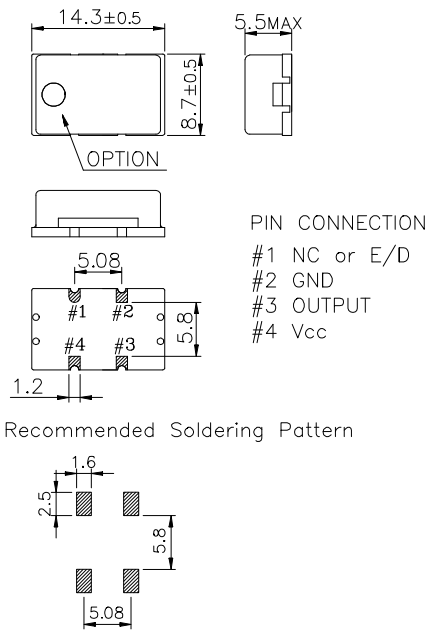
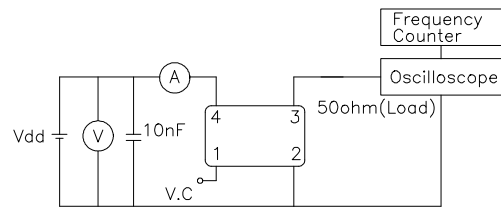



# Excequal

Clock Oscillator

# CO1494

10MHz ~ 50MHz SINEWAVE 50 ohm

MECHANICAL DIMENSIONS	ELECTRICAL SPECIFICATION																																																																																																										
 <p>PIN CONNECTION            #1 NC or E/D            #2 GND            #3 OUTPUT            #4 Vcc</p> <p>Recommended Soldering Pattern</p>	<table border="1"> <tr> <td>Frequency range</td> <td colspan="2">6.000MHz to 190.000MHz All combination of Frequency range Vs. Package type might not be available ,please contact factory</td> </tr> <tr> <td>Frequency Stability vs. Temperature vs. Aging</td> <td colspan="2">± 10 ppm to ±50ppm ±3.0 ppm max/ year</td> </tr> <tr> <td>Temperature Range Operating Storage</td> <td colspan="2">See Table 2 -55°C to 105°C</td> </tr> <tr> <td>Supply Voltage</td> <td colspan="2">3.3V ± 5% 5.0V ± 5%</td> </tr> <tr> <td>Input Current</td> <td></td> <td> <table border="1"> <tr> <td></td> <td>3.3V</td> <td>5.0V</td> </tr> <tr> <td>fo ≤ 25.000MHz</td> <td>15mA</td> <td>20mA</td> </tr> <tr> <td>fo ≤ 50.000MHz</td> <td>25mA</td> <td>30mA</td> </tr> <tr> <td>fo ≤ 80.000MHz</td> <td>35mA</td> <td>50mA</td> </tr> <tr> <td>fo ≤ 125.000MHz</td> <td>40mA</td> <td>60mA</td> </tr> <tr> <td>fo ≤ 190.000MHz</td> <td>45mA</td> <td>70mA</td> </tr> </table> </td> </tr> <tr> <td>Output characteristics</td> <td colspan="2">           Sinewave            Level 3.3V 0 dBm typ            5.0V 10 dBm typ            Load 50Ω         </td> </tr> <tr> <td>Pin 1 Tri-State Input Voltage</td> <td colspan="2">           No Connection Disable Output            Vh ≥ 2.0 Vdc Enable Output            Vl ≤ 0.8 Vdc Disable Output         </td> </tr> <tr> <th colspan="3" data-bbox="635 1563 1522 1603">ENVIROMENTAL &amp; MECHANICAL SPECIFICATION</th> </tr> <tr> <td colspan="2" data-bbox="635 1603 925 1765">           Shock            Vibration            Solderability            Seal integrity            Marking         </td> <td data-bbox="925 1603 1522 1765">           MIL-STD-883C, Method 2002, Condition B            MIL-STD-883C, Method 2007, Condition A            MIL-STD-883C, Method 2003            MIL-STD-883C, Method 1014, Condition C &amp; A2            MIL-STD-202F, Method 215         </td> </tr> <tr> <th colspan="2" data-bbox="635 1771 925 1816">TABLE1</th> <th colspan="4" data-bbox="925 1771 1522 1816">TABLE2</th> </tr> <tr> <td data-bbox="635 1816 746 1861">Symbol</td> <td data-bbox="746 1816 925 1861">Stability</td> <td data-bbox="925 1816 1082 1861">Symbol</td> <td data-bbox="1082 1816 1230 1861">Temp.</td> <td data-bbox="1230 1816 1378 1861">Symbol</td> <td data-bbox="1378 1816 1522 1861">Temp.</td> </tr> <tr> <td data-bbox="635 1861 746 1906">10</td> <td data-bbox="746 1861 925 1906">± 10ppm</td> <td data-bbox="925 1861 1082 1906">0</td> <td data-bbox="1082 1861 1230 1906">0°C</td> <td data-bbox="1230 1861 1378 1906">A</td> <td data-bbox="1378 1861 1522 1906">50°C</td> </tr> <tr> <td data-bbox="635 1906 746 1951">15</td> <td data-bbox="746 1906 925 1951">± 15ppm</td> <td data-bbox="925 1906 1082 1951">1</td> <td data-bbox="1082 1906 1230 1951">-10°C</td> <td data-bbox="1230 1906 1378 1951">B</td> <td data-bbox="1378 1906 1522 1951">60°C</td> </tr> <tr> <td data-bbox="635 1951 746 1995">20</td> <td data-bbox="746 1951 925 1995">± 20ppm</td> <td data-bbox="925 1951 1082 1995">2</td> <td data-bbox="1082 1951 1230 1995">-20°C</td> <td data-bbox="1230 1951 1378 1995">C</td> <td data-bbox="1378 1951 1522 1995">70°C</td> </tr> <tr> <td data-bbox="635 1995 746 2040">30</td> <td data-bbox="746 1995 925 2040">± 30ppm</td> <td data-bbox="925 1995 1082 2040">3</td> <td data-bbox="1082 1995 1230 2040">-30°C</td> <td data-bbox="1230 1995 1378 2040">D</td> <td data-bbox="1378 1995 1522 2040">75°C</td> </tr> <tr> <td data-bbox="635 2040 746 2085">50</td> <td data-bbox="746 2040 925 2085">± 50ppm</td> <td data-bbox="925 2040 1082 2085">4</td> <td data-bbox="1082 2040 1230 2085">-40°C</td> <td data-bbox="1230 2040 1378 2085">E</td> <td data-bbox="1378 2040 1522 2085">80°C</td> </tr> <tr> <td data-bbox="635 2085 746 2130">100</td> <td data-bbox="746 2085 925 2130">±100ppm</td> <td data-bbox="925 2085 1082 2130"></td> <td data-bbox="1082 2085 1230 2130"></td> <td data-bbox="1230 2085 1378 2130">F</td> <td data-bbox="1378 2085 1522 2130">85°C</td> </tr> <tr> <th colspan="2" data-bbox="71 1688 619 1729">TEST CIRCUIT</th> <td colspan="4"></td> </tr> <tr> <td colspan="6" data-bbox="71 1729 619 2085">  </td> </tr> </table>		Frequency range	6.000MHz to 190.000MHz All combination of Frequency range Vs. Package type might not be available ,please contact factory		Frequency Stability vs. Temperature vs. Aging	± 10 ppm to ±50ppm ±3.0 ppm max/ year		Temperature Range Operating Storage	See Table 2 -55°C to 105°C		Supply Voltage	3.3V ± 5% 5.0V ± 5%		Input Current		<table border="1"> <tr> <td></td> <td>3.3V</td> <td>5.0V</td> </tr> <tr> <td>fo ≤ 25.000MHz</td> <td>15mA</td> <td>20mA</td> </tr> <tr> <td>fo ≤ 50.000MHz</td> <td>25mA</td> <td>30mA</td> </tr> <tr> <td>fo ≤ 80.000MHz</td> <td>35mA</td> <td>50mA</td> </tr> <tr> <td>fo ≤ 125.000MHz</td> <td>40mA</td> <td>60mA</td> </tr> <tr> <td>fo ≤ 190.000MHz</td> <td>45mA</td> <td>70mA</td> </tr> </table>		3.3V	5.0V	fo ≤ 25.000MHz	15mA	20mA	fo ≤ 50.000MHz	25mA	30mA	fo ≤ 80.000MHz	35mA	50mA	fo ≤ 125.000MHz	40mA	60mA	fo ≤ 190.000MHz	45mA	70mA	Output characteristics	Sinewave Level 3.3V 0 dBm typ 5.0V 10 dBm typ Load 50Ω		Pin 1 Tri-State Input Voltage	No Connection Disable Output Vh ≥ 2.0 Vdc Enable Output Vl ≤ 0.8 Vdc Disable Output		ENVIROMENTAL & MECHANICAL SPECIFICATION			Shock Vibration Solderability Seal integrity Marking		MIL-STD-883C, Method 2002, Condition B MIL-STD-883C, Method 2007, Condition A MIL-STD-883C, Method 2003 MIL-STD-883C, Method 1014, Condition C & A2 MIL-STD-202F, Method 215	TABLE1		TABLE2				Symbol	Stability	Symbol	Temp.	Symbol	Temp.	10	± 10ppm	0	0°C	A	50°C	15	± 15ppm	1	-10°C	B	60°C	20	± 20ppm	2	-20°C	C	70°C	30	± 30ppm	3	-30°C	D	75°C	50	± 50ppm	4	-40°C	E	80°C	100	±100ppm			F	85°C	TEST CIRCUIT											
Frequency range	6.000MHz to 190.000MHz All combination of Frequency range Vs. Package type might not be available ,please contact factory																																																																																																										
Frequency Stability vs. Temperature vs. Aging	± 10 ppm to ±50ppm ±3.0 ppm max/ year																																																																																																										
Temperature Range Operating Storage	See Table 2 -55°C to 105°C																																																																																																										
Supply Voltage	3.3V ± 5% 5.0V ± 5%																																																																																																										
Input Current		<table border="1"> <tr> <td></td> <td>3.3V</td> <td>5.0V</td> </tr> <tr> <td>fo ≤ 25.000MHz</td> <td>15mA</td> <td>20mA</td> </tr> <tr> <td>fo ≤ 50.000MHz</td> <td>25mA</td> <td>30mA</td> </tr> <tr> <td>fo ≤ 80.000MHz</td> <td>35mA</td> <td>50mA</td> </tr> <tr> <td>fo ≤ 125.000MHz</td> <td>40mA</td> <td>60mA</td> </tr> <tr> <td>fo ≤ 190.000MHz</td> <td>45mA</td> <td>70mA</td> </tr> </table>		3.3V	5.0V	fo ≤ 25.000MHz	15mA	20mA	fo ≤ 50.000MHz	25mA	30mA	fo ≤ 80.000MHz	35mA	50mA	fo ≤ 125.000MHz	40mA	60mA	fo ≤ 190.000MHz	45mA	70mA																																																																																							
	3.3V	5.0V																																																																																																									
fo ≤ 25.000MHz	15mA	20mA																																																																																																									
fo ≤ 50.000MHz	25mA	30mA																																																																																																									
fo ≤ 80.000MHz	35mA	50mA																																																																																																									
fo ≤ 125.000MHz	40mA	60mA																																																																																																									
fo ≤ 190.000MHz	45mA	70mA																																																																																																									
Output characteristics	Sinewave Level 3.3V 0 dBm typ 5.0V 10 dBm typ Load 50Ω																																																																																																										
Pin 1 Tri-State Input Voltage	No Connection Disable Output Vh ≥ 2.0 Vdc Enable Output Vl ≤ 0.8 Vdc Disable Output																																																																																																										
ENVIROMENTAL & MECHANICAL SPECIFICATION																																																																																																											
Shock Vibration Solderability Seal integrity Marking		MIL-STD-883C, Method 2002, Condition B MIL-STD-883C, Method 2007, Condition A MIL-STD-883C, Method 2003 MIL-STD-883C, Method 1014, Condition C & A2 MIL-STD-202F, Method 215																																																																																																									
TABLE1		TABLE2																																																																																																									
Symbol	Stability	Symbol	Temp.	Symbol	Temp.																																																																																																						
10	± 10ppm	0	0°C	A	50°C																																																																																																						
15	± 15ppm	1	-10°C	B	60°C																																																																																																						
20	± 20ppm	2	-20°C	C	70°C																																																																																																						
30	± 30ppm	3	-30°C	D	75°C																																																																																																						
50	± 50ppm	4	-40°C	E	80°C																																																																																																						
100	±100ppm			F	85°C																																																																																																						
TEST CIRCUIT																																																																																																											
