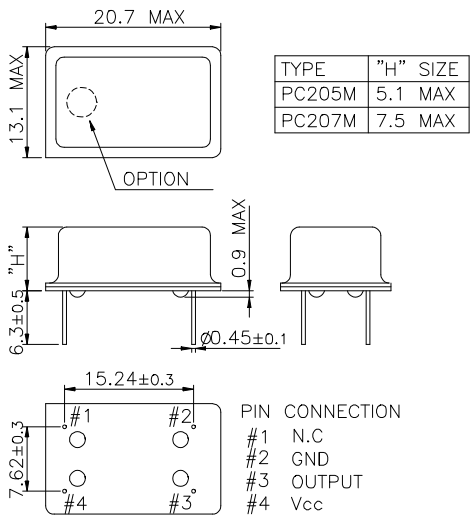
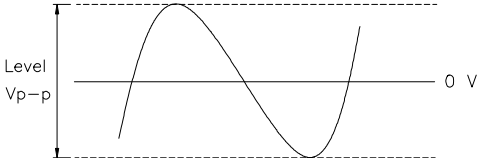
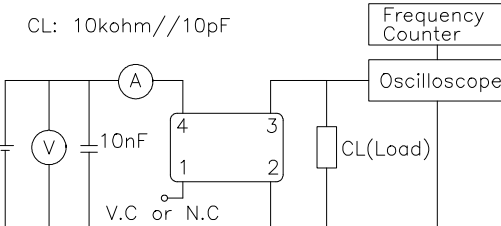


MECHANICAL DIMENSIONS	ELECTRICAL SPECIFICATION																																																													
 <table border="1" data-bbox="383 631 582 712"> <tr> <th>TYPE</th> <th>"H" SIZE</th> </tr> <tr> <td>PC205M</td> <td>5.1 MAX</td> </tr> <tr> <td>PC207M</td> <td>7.5 MAX</td> </tr> </table> <p data-bbox="347 974 510 1093"> PIN CONNECTION #1 N.C #2 GND #3 OUTPUT #4 Vcc </p>	TYPE	"H" SIZE	PC205M	5.1 MAX	PC207M	7.5 MAX	<table border="1"> <tr> <td>Frequency range</td> <td>6.000MHz to 190.000MHz All combination of Frequency range Vs. Package type might not be available ,please contact factory.</td> </tr> </table>		Frequency range	6.000MHz to 190.000MHz All combination of Frequency range Vs. Package type might not be available ,please contact factory.																																																				
TYPE	"H" SIZE																																																													
PC205M	5.1 MAX																																																													
PC207M	7.5 MAX																																																													
Frequency range	6.000MHz to 190.000MHz All combination of Frequency range Vs. Package type might not be available ,please contact factory.																																																													
	<table border="1"> <tr> <td>Frequency Stability vs. Temperature</td> <td>±0.5 ppm to ±5.0ppm</td> </tr> <tr> <td>vs. Supply Voltage</td> <td>±0.1 / ±0.2 ppm max / Vdd ± 5%</td> </tr> <tr> <td>vs. Load</td> <td>±0.2 ppm max /15pF ±10%</td> </tr> <tr> <td>vs. Aging</td> <td>±1.0 ppm max/ year</td> </tr> </table>		Frequency Stability vs. Temperature	±0.5 ppm to ±5.0ppm	vs. Supply Voltage	±0.1 / ±0.2 ppm max / Vdd ± 5%	vs. Load	±0.2 ppm max /15pF ±10%	vs. Aging	±1.0 ppm max/ year																																																				
Frequency Stability vs. Temperature	±0.5 ppm to ±5.0ppm																																																													
vs. Supply Voltage	±0.1 / ±0.2 ppm max / Vdd ± 5%																																																													
vs. Load	±0.2 ppm max /15pF ±10%																																																													
vs. Aging	±1.0 ppm max/ year																																																													
	<table border="1"> <tr> <td>Temperature Range</td> <td>See Table 2</td> </tr> <tr> <td>Operating</td> <td>-55°C to 125°C</td> </tr> <tr> <td>Storage</td> <td></td> </tr> </table>		Temperature Range	See Table 2	Operating	-55°C to 125°C	Storage																																																							
Temperature Range	See Table 2																																																													
Operating	-55°C to 125°C																																																													
Storage																																																														
	<table border="1"> <tr> <td>Supply Voltage</td> <td>3.3V ± 5% 5.0V ± 5%</td> </tr> </table>		Supply Voltage	3.3V ± 5% 5.0V ± 5%																																																										
Supply Voltage	3.3V ± 5% 5.0V ± 5%																																																													
<p data-bbox="87 1211 351 1240">OUTPUT WAVEFORM</p> 	<table border="1"> <tr> <td>Input Current</td> <td></td> </tr> <tr> <td>Clipped sinewave</td> <td>6.00MHz ~ 190.000MHz 2.0mA max ~ 30mA max</td> </tr> </table>		Input Current		Clipped sinewave	6.00MHz ~ 190.000MHz 2.0mA max ~ 30mA max																																																								
Input Current																																																														
Clipped sinewave	6.00MHz ~ 190.000MHz 2.0mA max ~ 30mA max																																																													
	<table border="1"> <tr> <td>Output characteristics</td> <td>Clipped sinewave Level 3.3V 0.8Vp-p min 5.0V 1.0Vp-p min Load 10kΩ//10pF</td> </tr> </table>		Output characteristics	Clipped sinewave Level 3.3V 0.8Vp-p min 5.0V 1.0Vp-p min Load 10kΩ//10pF																																																										
Output characteristics	Clipped sinewave Level 3.3V 0.8Vp-p min 5.0V 1.0Vp-p min Load 10kΩ//10pF																																																													
	<table border="1"> <tr> <td>Phase Noise (typical) 20MHz offset</td> <td>-80 dBc / Hz @ 10Hz -120 dBc / Hz @ 100Hz -135 dBc / Hz @ 1KHz -140 dBc / Hz @ 10KHz -145 dBc / Hz @100KHz</td> </tr> </table>		Phase Noise (typical) 20MHz offset	-80 dBc / Hz @ 10Hz -120 dBc / Hz @ 100Hz -135 dBc / Hz @ 1KHz -140 dBc / Hz @ 10KHz -145 dBc / Hz @100KHz																																																										
Phase Noise (typical) 20MHz offset	-80 dBc / Hz @ 10Hz -120 dBc / Hz @ 100Hz -135 dBc / Hz @ 1KHz -140 dBc / Hz @ 10KHz -145 dBc / Hz @100KHz																																																													
<p data-bbox="87 1697 263 1727">TEST CIRCUIT</p> 	<table border="1"> <tr> <td>Frequency Adjustment</td> <td>±3ppm min by internal trimmer(OPTION)</td> </tr> </table>		Frequency Adjustment	±3ppm min by internal trimmer(OPTION)																																																										
Frequency Adjustment	±3ppm min by internal trimmer(OPTION)																																																													
	<p data-bbox="651 1559 1260 1588">ENVIROMENTAL & MECHANICAL SPECIFICATION</p> <table border="1"> <tr> <td>Shock</td> <td>MIL-STD-883C, Method 2002, Condition B</td> </tr> <tr> <td>Vibration</td> <td>MIL-STD-883C, Method 2007, Condition A</td> </tr> <tr> <td>Solderability</td> <td>MIL-STD-883C, Method 2003</td> </tr> <tr> <td>Seal integrity</td> <td>MIL-STD-883C, Method 1014, Condition C & A2</td> </tr> <tr> <td>Marking</td> <td>MIL-STD-202F, Method 215</td> </tr> </table>		Shock	MIL-STD-883C, Method 2002, Condition B	Vibration	MIL-STD-883C, Method 2007, Condition A	Solderability	MIL-STD-883C, Method 2003	Seal integrity	MIL-STD-883C, Method 1014, Condition C & A2	Marking	MIL-STD-202F, Method 215																																																		
Shock	MIL-STD-883C, Method 2002, Condition B																																																													
Vibration	MIL-STD-883C, Method 2007, Condition A																																																													
Solderability	MIL-STD-883C, Method 2003																																																													
Seal integrity	MIL-STD-883C, Method 1014, Condition C & A2																																																													
Marking	MIL-STD-202F, Method 215																																																													
	<table border="1"> <thead> <tr> <th colspan="2">TABLE1</th> <th colspan="4">TABLE2</th> </tr> <tr> <th>Symbol</th> <th>Stability</th> <th>Symbol</th> <th>Temp.</th> <th>Symbol</th> <th>Temp.</th> </tr> </thead> <tbody> <tr> <td>05</td> <td>±0.5ppm</td> <td>0</td> <td>0°C</td> <td>A</td> <td>50°C</td> </tr> <tr> <td>10</td> <td>±1.0ppm</td> <td>1</td> <td>-10°C</td> <td>B</td> <td>60°C</td> </tr> <tr> <td>15</td> <td>±1.5ppm</td> <td>2</td> <td>-20°C</td> <td>C</td> <td>70°C</td> </tr> <tr> <td>20</td> <td>±2.0ppm</td> <td>3</td> <td>-30°C</td> <td>D</td> <td>75°C</td> </tr> <tr> <td>25</td> <td>±2.5ppm</td> <td>4</td> <td>-40°C</td> <td>E</td> <td>80°C</td> </tr> <tr> <td>30</td> <td>±3.0ppm</td> <td></td> <td></td> <td>F</td> <td>85°C</td> </tr> <tr> <td>35</td> <td>±3.5ppm</td> <td></td> <td></td> <td></td> <td></td> </tr> <tr> <td>50</td> <td>±5.0ppm</td> <td></td> <td></td> <td></td> <td></td> </tr> </tbody> </table>		TABLE1		TABLE2				Symbol	Stability	Symbol	Temp.	Symbol	Temp.	05	±0.5ppm	0	0°C	A	50°C	10	±1.0ppm	1	-10°C	B	60°C	15	±1.5ppm	2	-20°C	C	70°C	20	±2.0ppm	3	-30°C	D	75°C	25	±2.5ppm	4	-40°C	E	80°C	30	±3.0ppm			F	85°C	35	±3.5ppm					50	±5.0ppm				
TABLE1		TABLE2																																																												
Symbol	Stability	Symbol	Temp.	Symbol	Temp.																																																									
05	±0.5ppm	0	0°C	A	50°C																																																									
10	±1.0ppm	1	-10°C	B	60°C																																																									
15	±1.5ppm	2	-20°C	C	70°C																																																									
20	±2.0ppm	3	-30°C	D	75°C																																																									
25	±2.5ppm	4	-40°C	E	80°C																																																									
30	±3.0ppm			F	85°C																																																									
35	±3.5ppm																																																													
50	±5.0ppm																																																													